


STEEL FIRE & SECURITY SAFE



Read this manual carefully and never store it inside the safe!

Steel Fire & Security Safe

PACKAGE CONTENTS

- 1 - Steel Fire & Security Safe
- 1 - Operation Manual
- 2 - Entry Keys
- 1 - Silica Gel Pack

DO NOT RETURN SAFE TO STORE!
For missing parts or difficulty operating your safe, please contact our Consumer Assistance Department by telephone.

Store will not accept returned products without prior authorization. You must first contact our consumer assistance department.

US/Canada 1-877-354-5457 (Toll Free)
Australia 0011-800-5325-7000 (Toll Free)
Germany 00-800-5325-7000 (Toll Free)

PRODUCT OVERVIEW

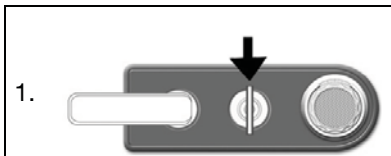


- A - Chrome Handle
- B - Entry key hole
- C - Combination dial
- D - Door Hinges
- E - Safe body
- F - Steel Casters
- G - Safe Door
- H - Serial Number Label

SETUP & OPERATION

STEP 1: OPEN SAFE USING COMBINATION

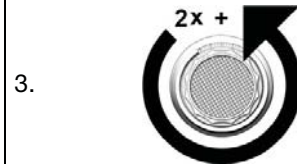
1. Insert the special key into the cylindrical lock.



2. Starting with the combination dial positioned on 00 at the center index mark, turn the dial to the right passing 00 three times and stopping on the first number.



3. Turn the dial to the left passing the first number two times and stopping on the second number.



4. Turn the dial to the right passing the second number once and stopping on the third number.



5. Turn the dial left stopping at the fourth number.



6. Turn the key clockwise to the right and turn the handle upwards (clockwise) to the right and pull the door open.



TO LOCK SAFE: Close door and turn key counterclockwise (left). Turn the handle downwards (counter-clockwise) to the left then push the door closed. Turn the dial to right at least 4 times to secure lock.



ORDERING NEW / REPLACEMENT KEYS

The following information is required to order keys:

1. PROOF OF OWNERSHIP (1 of 2 Options Below)

SALES RECEIPT & IDENTIFICATION – INTERNATIONAL ORDERS ONLY!

- Copy of sales receipt showing Store, Date & Product Description.
- Copy of your picture I.D. (Drivers license, passport, regular I.D.).

PRODUCT OWNERSHIP VERIFICATION FORM

If sales receipt is not available, contact us by email or telephone to request a “Product Ownership Verification Form”.

2. ORDER INFORMATION

CONTACT INFORMATION

- Name & Shipping Address
- E-mail address (If Available)
- Telephone Number
- Best Time to Contact You

PRODUCT INFORMATION

- Safe Model #
- Safe Serial #
- Lock Key #
- Quantity of Keys Ordered

3. PAYMENT INFORMATION *

AMOUNT DUE

- Per Key:
 - US/Canada - \$12.00 (USD)
 - Australia - \$15.00 (AUD)
 - Germany - €11.00 (EU)
- Express Delivery:
 - Contact us for Additional Charges

METHOD OF PAYMENT

- Telephone:
 - Visa or MasterCard
- Mail:
 - Check or Money Order

* Subject to change without prior notification.

LOCATING SAFE IDENTIFICATION NUMBERS

SERIAL NUMBER

Located on lower right corner on front of safe. Do Not Remove Safe I.D. Tags!



KEY NUMBER

4 Digit Number etched on the metal collar located around the key hole.



LIMITED WARRANTY

LH Licensed Products, Inc., ("LHLP, Inc.") warrants that for a period of seven (7) years from the date of purchase, this product will be free from structural or mechanical defects resulting from materials or workmanship. LHLP, Inc., at its sole option and as the purchaser's sole remedy under this warranty, will repair or replace this product or any component of the product found to be defective during the warranty period. Replacement or repair will be made with a new or remanufactured product or component. If the product is no longer available, replacement may be made with a similar product of equal or greater value. THIS IS YOUR EXCLUSIVE WARRANTY.

This warranty is only valid for the original retail purchaser from the date of initial retail purchase and is not transferable. You must keep the original sales receipt. Proof of purchase is required to obtain warranty service.

LHLP, Inc. dealers, service centers, or retail stores selling this product do not have the right to alter, modify or in any way change the terms and conditions of this warranty.

This warranty does not apply to the finish on the product. This warranty does not cover normal wear and tear of parts or damage resulting from any of the following: negligent use or misuse of the product, use contrary to the operating instructions, disassembly, repair or alteration by anyone other than LHLP, Inc. or an authorized service center, improper installation, or exposure to extremes of heat or humidity. Further, the warranty does not cover Acts of God, such as fire, flood, hurricanes and tornadoes.

LHLP, Inc. shall not be liable for any incidental or consequential damages caused by the breach of any express or implied warranty or otherwise relating to the sale of this product. LHLP, Inc. is also not responsible for: costs associated with removing or installing the product; damage or loss of the contents of the product; nor for the unauthorized removal of the contents; or damages incurred during shipment.

THE ABOVE WARRANTY IS IN LIEU OF ALL OTHER WARRANTIES, EXPRESS OR IMPLIED, INCLUDING ANY WARRANTIES OF MERCHANTABILITY OR FITNESS FOR A PARTICULAR PURPOSE, AND LHLP, INC. DISCLAIMS ANY AND ALL OTHER COVENANTS AND WARRANTIES.

Except to the extent prohibited by applicable law, any implied warranty of merchantability or fitness for a particular purpose is limited in duration to the duration of the above warranty period. Some states, provinces or jurisdictions do not allow the exclusion or limitation of incidental or consequential damages or limitations on how long an implied warranty lasts, so the above limitations or exclusion may not apply to you. This warranty gives you specific legal rights, and you may also have other rights that vary from state to state, or province to province, or jurisdiction to jurisdiction.

LIFETIME AFTER-FIRE REPLACEMENT GUARANTEE

If this Honeywell fire resistant product was purchased from LH Licensed Products, Inc. ("LHLP") and is damaged by fire at any time while still owned by you (the original owner), LHLP will ship a free replacement if you send the following to Customer Service, LH Licensed Products, Inc., 860 E. Sandhill Ave., Carson, CA 90746 USA:

1. Your name, mailing address, email address, and phone number with area code;
2. A description of the fire, the model number and a photo of the burned unit, and a copy of the report from the fire department, insurance or police.

Freight on the replacement unit is not included in the guarantee and must be paid by the consumer. If an identical product is no longer available, LHLP will provide a similar unit from its current product line. LHLP is not responsible for any loss or damage to the contents of the safe.



Manufactured by
LH Licensed Products, Inc.
860 East Sandhill Avenue
Carson, CA 90746

The Honeywell Trademark is used under license from Honeywell International Inc. Honeywell International Inc. makes no representations or warranties with respect to this product.